



GRUPPO **ROMI**™

www.grupporomi.com



INTRODUCING GRUPPO ROMI LTD.

We are a leading manufacturer and exporter of distinct hardware for the home located at Argentina. Our designs include a vast array of architectural, decorative, and period inspired products ranging from hinges, knobs, pocket door trim to cupboard latches and more.....

OEMs are welcome as well as all request for CUSTOM manufacturing.

Since our company's inception in 1965 GRUPPO ROMI, LTD. has committed itself to constant research and development tasks in order to continuously improve product selection and quality assurance. Our products are stocked and available for immediate delivery at our North American warehouse located in Parlin, New Jersey, USA.

As a result of our laborious processes and efforts, to deliver quality at its highest level, we have gained strong recognition in the USA and Canada as well as in the U.K., Greece, Australia, Chile, Hong Kong, and the Middle East to name a few. Our warm and sincere thanks go out to our loyal customers who have supported us throughout the years since our childhood.

We will continue with our ongoing efforts of providing competitive pricing without compromising the highest quality of products. We will also strive hard to improve your customer service experience.

Suggestions are welcome.

Very truly yours

Emiliano Penazzi
General Manager
866-777-8315
gromi@gromi.com

GRUPPO ROMI, LTD.



Martina Line

PLATES

PD301S
Plate with bit key



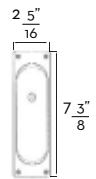
PD302S
Blank Plate



PD303S
Plate with drop key



PD304S
Plate with emergency button



PD301
Plate with bit key



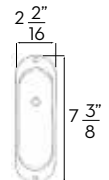
PD302
Blank Plate



PD303
Plate with drop key




PD304
Plate with emergency button



PD401
Plate with bit key




PD402
Blank Plate



PD403
Plate with drop key



PD404
Plate with emergency button



PD501
Plate with bit key



PD502
Blank Plate



PD503
Plate with drop key



PD504
Plate with emergency button



Martina Line

LATCHING

6200
Active Lock



6300
Edge pull



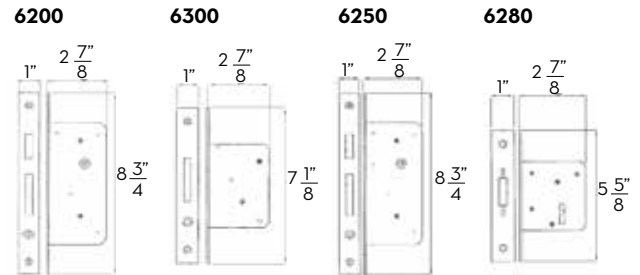
6250
Dummy Case with edge pull



6280
Latch Case



ITEM	DESCRIPTION	SET INCLUDES (PACKED WITH SCREWS)
6000S 6000 7000 8000	Privacy Full Set	1 ea 6200 Active Lock. 1 Plate w/drop key. 1 Plate w/emergency button. 1 ea Strike.
6001S 6001 7001 8001	Passage Full Set	1 ea 6300 Edge Pull 2 Blank Plate.
6002S 6002 7002 8002	Patio Full Set	1 ea 6200 Active Lock. 1 Plate w/drop key. 1 Blank Plate.
6005S 6005 7005 8005	Bit Key Full Set	1 ea 6200 w/key. 2 Plate w/bit key. 1 ea Strike.
6006S 6006 7006 8006	Latching Case	1 ea 6280 Latching Case. 1 Plate w/drop key. 1 Plate w/emergency button. 1 ea Strike.
6007S 6007 7007 8007	Pocket Door Lock, Dummy Case and Edge Pull. For Double Door	1 ea 6200 Active Lock. 1 ea 6250 Dummy Case and Edge Pull. 2 Blank Plate. 1 Plate w/drop key. 1 Plate w/emergency button.



- Forged Drop key.
- Forged emergency release turn piece.
- The emergency release turn piece can be opened from the outside using a screwdriver or coin.
- Our PDL can be used in a range from 2-3/16" to 1-1/4" door thickness.
- The pin has been previously marked as a reference for 1-3/8" and 1-3/4".
- You can also order split colors in any combination you want.
- Ordering split colors. USX3 X US15, first color indicates the outside, second color determinates the inside.
- 6250 is use with 6200 for double pocket door.
- Latching case: The lock case is made of steel with zinc dichromate finish to protect against rust.
- We have the smallest and thinnest case in the market for an easy installation.
- Front: made 100% brass, no screw is used to attach the front of the case. Pull: 100% Forged Brass.

Pack: 1 set per box. Brass screws

Finishes: US3A-US3-US5-US14-US15-US10B-US26-US26D-US32-US32D



:: POCKET DOOR LOCK Martina Line LATCHING

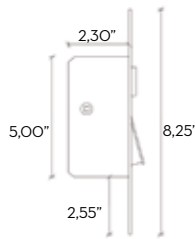
6200MP



We introduce a new privacy pocket door lock with a gravity pull. We want to give our customers another option in price range. Do not hesitate in asking about this new alternative.

Pack: 1 set per box.

Finishes: US3A-US3-US5-US14-US15-US10B-US26-US26D



:: WINDOW CLEATS

WC 77



WC 100



ITEM	LENGTH	WIDE	DEEP
WC 77	3"	1/2"	3/4"
WC 100	4"	2"	2 1/2"

Finishes: US3A-US3-US5-US14- US15-US10B- US26- US26D

:: HATCH PULL

F300



F300A



F350



F350A



:: EDGE PULL

ELI 401



ELI 434




ITEM	LENGTH	WIDE	DEEP
F300A	4"	5/8"	5/8"
F350A	5 1/4"	5/8"	5/8"
ELI 434	4 1/4"	3/4"	
ELI 401	4 1/4"	1"	

- 100% solid brass.
- Uniquely manufactured of two pieces a solid exterior casing with forged interior handle.
- An excellent solution for concealed doors with minimal hardware exposure.
- You will not find a superior quality on the market.
- Available in four different sizes.
- You will give a unique touch to your furniture.
- Easier installation.
- Cabinet Pull.

Finishes: US3A-US3-US4-US5-US14-US15-US10B-US26-US26D

F1002

Olive Knuckle Hinge heavy weight,
solid forged brass



F1006W

Olive Knuckle Hinge heavy weight,
solid forged brass



- The unique olive knuckle hinge entirely forged from brass.
- Hinge: from F1003 to F1007 are equipped with precision ball bearing. The ball bearing is comprised of 2 tempered tracks and stainless steel balls. Ball bearing hinge provides to the heavy doors with a smooth function and gives durability to the hinge.
- All pins are stainless steel for long durability and resistance to rust.
- Hinges are marked in the back from the forge with the width opening length and hand. Useful details.
- All hinges are supplied with Phillips screws. All screws match with the hinge finish.
- Hinges are handed; be sure to specify hand of hinge when place an order.

ITEM	LENGTH	WIDE OPEN	HAND
F1001/W	2.0"	1.5"	right-left
F1002/W	2.5"	2.0"	right-left
F1003/W	3.0"	2.5"	right-left
F1004/W	5.0"	3.25"	right-left
F1005/W	6.0"	3.875"	right-left
F1006/W	6.0"	4.5"	right-left
F1007/W	6.0"	5.0"	right-left

Pack: F1001 to F1003 6 per box- F1004 to F1007 2 per box

Finishes: US3A-US3-US4-US5-US14-US15-US26-US26D-US10B


:: HINGES - Solid Brass

V402R
Versalles



1050S
Square edge

1050R
Hinge Solid Brass



- 100% Solid Brass Hinge.
- Decorative Design.
- Attractive hinge finals.
- Mortice installation.
- Steel Pin.
- Round points available.
- Brass Screws, matching with the hinge finish.
- 1 unit equal 1 hinge.
- Hinges are handed.

ITEM	LENGTH	WIDE OPEN	HAND
V400/S/R	4.33"	2.25"	right=left
V402/S/R	5.38"	2.75"	right=left
V404/S/R	6.25"	3.25"	right=left

Pack: 12 units per box with screws

Finishes: US3A-US3-US4-US5-US14-US15-US26-US26D-US10B
US32-US32D

- 100% Solid Brass Hinge.
- Decorative Design.
- Mortice installation.
- Steel Pin.
- Round points available.
- Brass Screws, matching with the hinge finish.
- 1 unit equal 1 hinge.
- Hinges are handed.

ITEM	LENGTH	WIDE OPEN	HAND
1050/S/R	3.25"	2.25"	right=left
1052/S/R	4.33"	2.25"	right=left
1054/S/R	5.38"	2.75"	right=left
1056/S/R	6.25"	3.25"	right=left

Pack: 12 units per box with screws

Finishes: US3A-US3-US4-US5-US14-US15-US26-US26D-US10B
US32-US32D



LATCHES

:: CUPBOARD TURNS

F200



F250



- LATCHES F200 F250
- Useful as latch for cabinets or small doors.
- Quick and easy surface installation.
- Decorative Design.
- Screws matching with the finish.
- The smooth inside of this item and the right spring provides a comfortable function.

Pack: 12 units per box individualued with screws

Finishes: US3A-US3-US4-US5-US14-US15-US26-US26D-US10B

ITEM	
F200	1.152" x 1.843" Case 0.412" x 1.843" Strike (Small)
F250	1.604" x 2.310" Case 0.524" x 2.310" Strike (Big)

:: DRAWER PULL

586

Drawer Pull



0.730"

1.062" 3.267" 3.720"

587

Drawer



0.796"

1.062" 3.600" 4.062"

- 100% Brass.
- Comfortable Grab.
- Consistent thickness.
- Rugged construction.
- No sharp edge.
- Useful in Kitchens and Desks.
- Packed with Screws.
- High finish quality.

590

Drawer Pull



1" 2.5" 3.8"

595

Drawer Pull



1" 3.72" 5.10"

Pack: 20 units per box with screws

Finishes: US3A US3 US4 US5

US14 US15 US26 US26D US10B

:: VERSALLES CREMONE BOLT

DM005



V201



V005



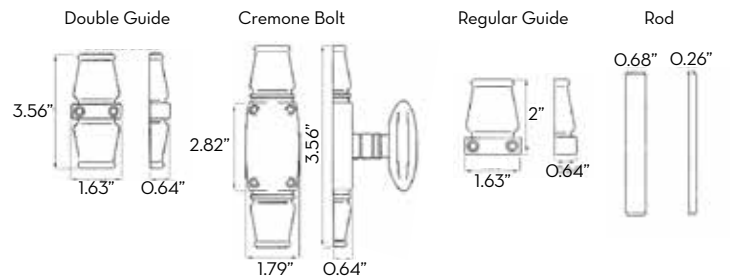
V200



- The exclusive Versalles Cremone Bolt is made 100% Solid Brass.
- Distinctive Design. Wonderful decoration for indoors.
- The Versalles Cremone Bolt has an easy to turn mechanism.
- A rubber is fixed in the guides to prevent rod scratching.
- We also provide a top and bottom Versalles bolt matching the same style, for residential and commercial installations.
- Custom bolt: sizes, contact us for pricing.
- The Versalles set includes: Case and Knob, 8 feet rod, two double guides, three regular guides, angular strike universal strike, mortice strike and wood screws.
- The Versalles rod is solid extruded brass.

BOLT	DUMMIES	CREMONES
V200 11.812" LENGTH	DM005 Dummy Egg-Shaped	V005 Egg-Shaped Knob
	DM006 English Style Knob	V006 English Style Knob
	DM007 Trocadero Knob	V007 Trocadero Knob
	DM009 Style Ring	V009 Style Ring Knob
	DM011 Hospital Knob	V011 Hospital Knob
V201 15.75" LENGTH	DM012 Venetian Ring	V012 Venetian Ring
	CUSTOMISE LENGTH	

Finishes: US3A-US3-US4-US5-US10B-US14-US15



:: CREMONE BOLT

1875
Cremone Bolt Solid Brass



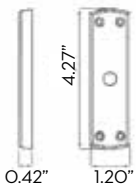
1876
Cremone Bolt Solid Brass



1277
Cremone Bolt Solid Brass



1279
Cremone Bolt Solid Brass
(the Ring Knob is forged Brass)



ITEM	EGG- SHAPED KNOB BOX	ENGLISH STYLE KNOB BOX	TROCADERO KNOB BOX	STYLE RING BOX
1275	0.42" x 1.20" x 4.27"			
1875	0.42" x 1.43" x 5.21"			
1276		0.42" x 1.20" x 4.27"		
1876		0.42" x 1.43" x 5.21"		
1277			0.42" x 1.20" x 4.27"	
1877			0.42" x 1.43" x 5.21"	
1279				0.42" x 1.20" x 4.27"
1879				0.42" x 1.43" x 5.21"

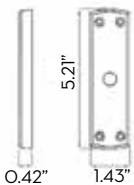
Pack: 10 units per box with 3 Strikes. (universal, mortice, angular. Brass screws

Finishes: US3A-US3-US4-US5-US14-US15-US10B

- 100% Solid Brass.
- Attractive Design.
- Useful in doors and windows.
- We provide wood screws, universal, mortice and angular strike.
- Rod is extruded brass.
- This cremone bolt has an easy to turn mechanism.
- The cremone bolt set includes: case and knob, 7 feet rod, 3 strikes, wood screws and 5 guides.
- Customize rod length available.

:: CREMONE BOLT Full Line

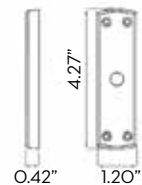
1280
Cremone Bolt Lever Solid
Brass



1274
Cremone Bolt Lever Solid
Brass



1881
Cremone Bolt Solid Brass
Hospital Knob



ITEM	LEVER BOX	LEVER KNOB BOX	HOSPITAL KNOB BOX
1280	0.42" x 1.20" x 4.27"		
1880	0.42" x 1.43" x 5.21"		
1274		0.42" x 1.20" x 4.27"	
1874		0.42" x 1.43" x 5.21"	
1281			0.42" x 1.20" x 4.27"
1881			0.42" x 1.43" x 5.21"
1282			

Pack: 10 units per box with 3 strikes (universal, mortice, angular). Brass screws

Finishes: US3A-US3-US4-US5-US14-US15-US10B

- 100% Solid Brass.
- Attractive Design.
- Useful in doors and windows.
- We provide wood screws, universal, mortice and angular strike.
- Rod is extruded brass.
- This cremone bolt has an easy to turn mechanism.
- Levers are handed; be sure to specify hand of lever when place an order.
- The cremone bolt set includes: case and knob, 7 feet rod, 3 strikes, wood screws and 5 guides.



FLUSH BOLTS

BR 15



BR 25



ITEM	A	B	C
IRZ11	0.65"	4.75"	1.21"
IRY12	0.65"	4.75"	1.21"
BR15	0.65"	4.75"	1.21"
IRZ21	0.65"	4.75"	1.21"
IRY22	0.65"	4.75"	1.21"
BR25	0.65"	4.75"	1.21"
IRZ31	0.870"	6.58"	1.41"
IRY32	0.870"	6.58"	1.41"
BR35	0.870"	6.58"	1.41"

ITEM	A	B	C
IRZ41	0.870"	7.97"	1.41"
IRY42	0.870"	7.97"	1.41"
BR45	0.870"	7.97"	1.41"
IRZ51	0.870"	9.842"	1.41"
IRY52	0.870"	9.842"	1.41"
BR55	0.870"	9.842"	1.41"
IRZ61	0.870"	11.812"	1.41"
IRY62	0.870"	11.812"	1.41"
BR65	0.870"	11.812"	1.41"

- Smooth working flush bolt mechanism.
- Designed for long life performance.
- This bolt will not change the retracted or projected position in case of wind vibration, or passing the time.
- Commercial and residential flush bolt.
- Deep cup finger hole for comfortable and easy operation.
- Available finishes for Br15- Br 25.

Finishes: US3A-US3-US4-US5-US14-US15

- Available finishes for Br35- Br45 - Br55- Br65.

Pack: 12 units per box with wood screws and strikes.

Material: IRZ- Iron Blue Zinc

Br- Engraved Brass

YRY- Iron Yellow Plating



BR 35



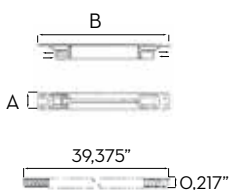
BR 45



BR 55



ITEM	WIDE	LENGTH
IRZO12	0.65"	6.10"
BR013	0.65"	6.10"
IRZO22	0.870"	7.08"
BR023	0.870"	7.08"
IRZO32	0.870"	7.89"
BR033	0.870"	7.89"
IRZO41	0.65"	5.60"
BR043	0.65"	5.60"



- 100% solid brass with steel pin.
- Simplified installation in metal and wooden frames.
- Useful as top and bottom flush bolts to secure the inactive leaf of a swinging non-fire doors.
- Length of rod 23.068" 0.275".
- Steel rod.
- Sophisticated and safe mechanism.
- Comfortable cup finger hole.
- Deluxe quality flush bolt.
- Available finishes for Br013- Br023- Br033.

Pack: 12 units per box with screws and strikes.

Set includes: Flush bolt and rod.

Finishes: US3A-US3-US4-US5-US14-US15

Material: IRZO12- Iron Blue Zinc Br013- Engraved Brass



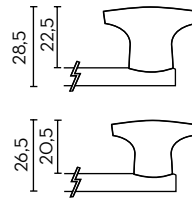
:: STRIKES




- 100% solid brass.
- The smoothest surface bolt on the market.
- Our bolt is firmly held against the guide using o'rings and oil. NO SPRING AND DETENT BALLS ARE USED.
- We provide mortise, angular and universal strike and screws.
- Mechanized guide for an excellent performance.
- Customize lenght available

ITEM	ROD	LENGTH	PROJ	THROW
104	1/2" x 1/4"	4"	7/8"	3/8"
106	1/2" x 1/4"	6"	7/8"	3/8"
108	1/2" x 1/4"	8"	3/4"	5/8"
112	1/2" x 1/4"	12"	3/4"	5/8"
118	1/2" x 1/4"	18"	3/4"	5/8"
124	1/2" x 1/4"	24"	3/4"	5/8"

Finishes: US3A-US3-US4-US5-US14-US15-US10B





HDB2011

ITEM	ROD	LENGTH	PROJ	THROW
HDB2011	1"	4"	1 1/4"	1 2/5"
105	1/2" x 1/4"	5"	7/8"	3/8"
107	1/2" x 1/4"	7"	7/8"	3/8"
110	1/2" x 1/4"	10"	7/8"	5/8"

Finishes: US3A-US3-US4-US5-US14-US15-US10B



:: SOLID BRASS GROMMETS

GR14



GR10



GR25



ITEM	DIMENSIONS
GR10	2" 3/8
GR14	2" 3/8
GR15	2" 3/8
GR20	2" 3/8
GR24	2" 13/16
GR25	2" 13/16
GR30	3" 5/8
GR34	3" 5/8
GR35	3" 5/8

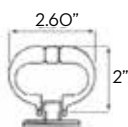
New decorative cable grommets from Gruppo Romi. Use these for all your electrical cable "pass through" needs. Useful on desks for computer 's cables, phone lines and lighting cords. Use to hide flat screen TV and stereo equipment cables. Made from solid brass and available in decorative finishes to match or complement your home or office decor.

Finishes: US3A-US3-US4-US5-US14-US15-US26-US26D-US10B

:: PULLS

1028

Pull Style Ring- Solid Brass



1028R Base Ø 1.850"

- 100% Solid Brass.
- Rugged construction.
- Useful in drawers and small doors.
- Quick and easy installation.
- Comfortable grip.
- Packed with screws.
- Forged Ring.

Finishes: US3A-US3-US4-US5
US14-US15-US26-US26D-US10B

:: EDGE PULL

- This Edge Pull can be used for cabinet and drawer, supplied with matching screws.

EP101



ITEM	LENGTH	WIDE
EP101	1 1/2"	1"
EP201	1 1/2"	2"
EP301	1 1/2"	3"
EP401	1 1/2"	4"
EP501	4 7/8"	1 1/2"

EP201



ITEM	LENGTH	WIDE
EP102	2 1/4"	1"
EP202	2 1/4"	2"
EP302	2 1/4"	3"
EP402	2 1/4"	4"
EP502	2 1/4"	5"

Edge Pull Stainless Steel

- This Edge Pull can be used for cabinet and drawer, supplied with matching screws.

NL202



ITEM	LENGTH	WIDE
NL101	1 1/2"	1 1/2"
NL102	1 1/2"	2 1/2"
NL201	2 1/4"	1 1/2"
NL202	2 1/4"	2 1/2"

L102



ITEM	LENGTH	WIDE
L101	1 1/2"	1 1/2"
L102	1 1/2"	2 1/2"
L101BR	1 1/2"	1 1/2"
L102BR	1 1/2"	2 1/2"

Finishes: US3-US4-US5-US14-US15-US26-US26D-US32- US32D-US10B



FLUSH PULLS

F400



F450



F500



- An unique line of forged brass pull.
- These flush pulls are top of the line, the highest quality you will find on the market.
- Three different sizes availables in stock, in all our standard finishes.
- You can use this product in pocket door as well as for drawer pulls.

ITEM	LENGTH	WIDE	DEEP
F400	2"	2 1/2"	1/2"
F450	3 1/4"	2 3/16"	1/2"
F500	4"	2 1/2"	1/2"
1016C	3 7/8"	1 1/2"	1/4"
600	2 3/8"		1/2"
650	2 3/4"		1/2"

Finishes: US3A-US3-US4-US5-US10B-US14-US15-US26-US26D



1016C



600



650

550SS Stainless Steel



- 100% stainless steel
- Available in US32, US32D
- 100% stainless steel flush pull

555SS



ITEM	LENGTH	WIDE	DEEP
550SS	5"	1 3/4"	1/2"
555SS	3 1/2"	1 3/4"	1/2"

Finishes: US32-US32D



*Period
Hardware*



HV1
Ø 1 1/4" x 1 1/2"



HV2
Ø 1 1/2" x 1 1/4"



HV3
Ø 1 1/4" x 1 1/3"



HV4
Ø 2" x 1 2/5"



HV5
Ø 2" x 1"



HV5B
Ø 1 1/4" x 1"



HV6
Ø 1 1/4" x 1 1/5"



HV7
Ø 1 1/4" x 1 1/5"



HV8
Ø 1 3/5" x 1 1/5"



HV9
Ø 1 1/2" x 1 1/5"



HV10
Ø 1 1/2" x 1 1/5"



HV11
Ø 1 1/2" x 1 1/5"

CABINET KNOBS



HV12
1 1/4" x 1 1/5"



HV13
Ø 1 1/4" x 1 1/5"



HV14
Ø 1 3/5" x 1 1/5"



HV15
Ø 1 1/4" x 1 1/5"



ML1.US3A
Ø 1" x 1 1/5"



ML2.US3A
Ø 1 1/5" x 1"



ML3.US3A
Ø 1 1/2" x 1 1/4"



ML4.US3A
Ø 1 3/4" x 1 1/5"



ML5.US3A
Ø 1 1/5" x 1 2/5"



ML6.US3A
Ø 1 1/5" x 1 1/5"



ML7.US3A
Ø 1 2/5" x 1 2/5"



LEVERS

:: BAROQUE



HVM13
4 3/4" x 2 1/2"



LD027
4 1/2" x 1 7/8"



HVM10
4 3/4" x 2 1/2"



LD015
5" x 2 1/2"



LD021
4" x 2"



LD032
4 1/2" x 1 3/4"

:: FRENCH ROCOCO



LD003
4 1/4" x 1 1/2"



LD013
4 1/4" x 1 1/2"



LD030
4 1/2" x 1 7/8"

:: DIRECTOIRE



HV.M04
4" x 2"



HV.M07
4" x 2"



HV.M08
4 3/4" x 2 1/2"



HV.M09
4" x 2 3/4"



HV.M11
4" x 2"



LD033
4 4/5" x 2"



LD036
4 1/4" x 2"



HV.M12
4" x 2 1/2"



LEVERS

:: GOLDEN CENTURY



HV.M05
4 1/2" x 2 1/2"



HV.M06
4 3/4" x 2 1/2"



LD014
5 1/2" x 2"



LD016
5 3/4" x 1 5/8"



LD017
5 1/2" x 2 1/2"



LD018
4 3/4" x 1 1/4"



LD034
5 x 1 3/4"

:: BARON H



HV.M01
4" x 2 1/2"



HV.M03
4" x 2 1/4"

:: CONTEMPORARY



HV.M02
4" x 2"



LD014
5 1/2" x 2"



HV.M15
5" x 2 1/2"



LD016
5 3/4" x 1 5/8"



HV.M17
4 1/2" x 2"



LD011
4 1/4" x 1 3/4"



LD020
5 1/5" x 1 5/8"



LD022
4 1/4" x 2 1/2"



LD024
4" x 2 1/2"



LD026
4 4/5" x 1 7/8"



LD029
4 1/4" x 2 1/2"



LD035
5 1/4" x 1 5/8"



LD028
4 1/4" x 2 1/2"



DOOR KNOBS



HV.K003
Ø 3 1/4" x 2"



HV.K004
Ø 2 1/4" x 2 1/4"



HV.K005
Ø 2 1/2" x 2 1/2"



HV.K006
Ø 2 x 2 1/4"



HV.K007
Ø 2 1/2" x 2"



HV.K008
Ø 4 3/4" x 2 1/2"



HV.K009
Ø 2 1/2" x 5"



HV.K010
Ø 2 1/2" x 1 3/4"



HV.K011
Ø 2 1/4" x 2 1/2"



HV.K012
Ø 2 3/4" x 2 3/4"



HV.K013
Ø 2 1/2" x 2 1/2"



HV.K014
Ø 2 3/4" x 2 1/2"



HV.K016
Ø 2 3/4" x 2 2/5"



HV.K017
Ø 2 3/4" x 2"



HV.K018
Ø 2 2/5" x 2 1/4"



HV.K019
Ø 2 1/2" x 2 1/2"



HV.K025
Ø 2 1/4" x 2"



HV.K026
Ø 2 1/2" x 2"



HV.K028
Ø 2 1/2" x 2"



HV.K029
Ø 3" x 2 1/4"



R13
Ø 2" x 2"



HV.K200
Ø 2 3/5" x 2 2/4"



LD.K300
Ø 2 5/8" x 1 1/2"



ROSETTES



HV.R101
Ø 1 3/5" x 1/4"



HV.R102
Ø 1 3/4" x 1/4"



HV.R103
Ø 2 3/4" x 2/5"



HV.R104
Ø 2" x 1/5"



HV.R29
Ø 2 1/2" x 1/4"



HV.R100
2 2/5" x 2" x 1/5"



HV.R26
Ø 2 1/5" x 1/4"



HV.R25
Ø 2" x 1/4"



HV.R23
Ø 1 3/5" x 1/4"



HV. R32
 Ø 2 3/5" x 2/5"



HV. R24
 Ø 2" x 2/5"



HV. R22
 Ø 1 3/5" x 1/4"



HV. R30
 Ø 2 1/2" x 2/5"



HV. R32
 Ø 2 3/5" x 2/5"



HV.R102
 Ø 1 3/4" x 1/4"



HV. R27
 Ø 2 1/5" x 2/5"



HV. R28
 Ø 2 1/4" x 2/5"



HV. R20
 1 7/10" x 2 3/5" x 1/4"



FLUSH PULLS



LD.FP101
Lengthn: 7" 7/8
Wide: 2"



LD.FP102
Lengthn: 14" 1/4
Wide: 1" 3/4



LD.FP105
Lengthn: 9" 1/2
Wide: 1" 3/4



LD.FP103
Lengthn: 10" 3/4
Wide: 2" 5/16



LD.FP108
Lengthn: 11" 3/4
Wide: 2" 1/4



LD.FP106
Lengthn: 9" 1/2
Wide: 2" 7/8



LD.FP107
Lengthn: 8"
Wide: 2" 1/2



LD.FP104
Lengthn: 6" 3/4
Wide: 2" 1/3



DP0750



DP0760

ITEM	LENGTH	GAP*
DP0750	14 3/8"	1 5/8"
DP0760	20 1/4"	1 3/8"

* Knuckle space



DOOR PULLS

STANDARD FINISHES

US3A: Polished Brass, Non Lacquered

US3: Polished Brass, Lacquered

US4: Satin Brass, Lacquered

US5: Satin Brass, Dark Oxidized, Satin Relieved, Lacquered

US14: Polished Brass, Bright Nickel Plated, Non Lacquered

US15: Satin Brass, Dull Nickel Plated

US16: Antique Nickel with Lacquer

US26: Polished Brass, Bright Chrome Plated, Non Lacquered

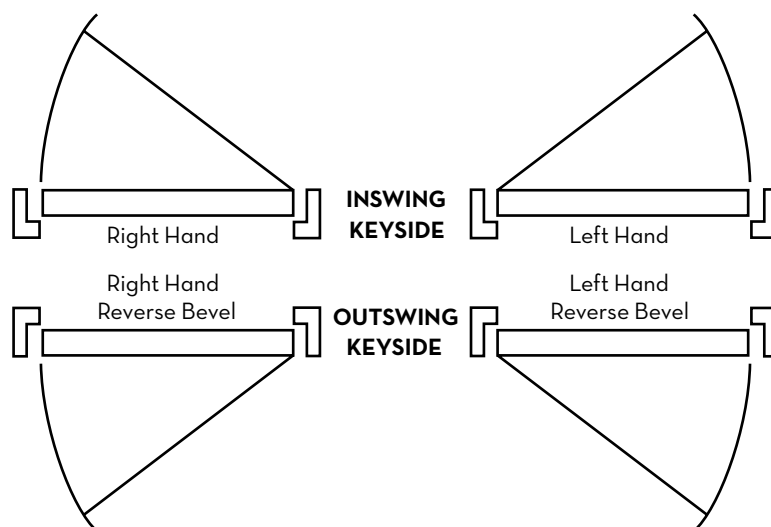
US26D: Satin Brass, Dull Chrome Plated, Non Lacquered

US10B: Oil Rubbed Bronze

US32: Polished Stainless Steel

US32D: Satin Stainless Steel

DOOR HANDING CHART - Hand is always taken from keyside





GRUPPO ROMI

515 Washington RD. Suite 6, Parlin N.J. 08859

Phone: 866-777-8315. Fax: 866-394-5893

e-mail: gromi@gromi.com

www.grupporomi.com

